arXiv:cond-mat/0502385v2 [cond-mat.mes-hall] 8 Mar 2006

Zero-bias molecular electronics: Exchange-correlation corrections to Landauer's formula

Max Koentopp and Kieron Burke
Department of Chemistry and Chemical Biology, Rutgers University, 610 Taylor Rd., Piscataway, NJ 08854

Ferdinand Evers
Institute of Nanotechnology, Forschungszentrum Karlsruhe, 76021 Karlsruhe, Germany
(Dated: February 2, 2008)

We show, that standard first principles calculations of transport through single molecules miss exchange-correlation corrections to the Landauer formula—the conductance is calculated at the Hartree level. Furthermore, the lack of derivative discontinuity in approximations can cause large errors for molecules weakly coupled to the electrodes. From Kubo response theory, both the Landauer formula and these corrections in the limit of zero bias are derived and calculations presented.

Much experimental progress has been made in recent years in developing methods to measure the conductance of single or few molecules in between macroscopic leads, and there is keen interest in the theoretical modeling of such systems[1]. In the case of organic molecules, covalently bound to the metallic electrodes, the transport properties are sensitive to the electronic structure, so chemical details are likely to be important, and a first principles treatment is desirable. In order to describe the coupling of the molecule to the macroscopic leads in an appropriate way, parts of the leads must be included in the calculation. Given the number of atoms required to simulate both the molecule and the first layers of the leads, density functional theory (DFT) is an obvious choice.

Since the first sucessful conductance experiments for single molecules, there have been several ground-breaking calculations of this type, and a variety of codes perform DFT-based calculations of I-V curves of single molecules between metallic contacts[2, 3, 4, 5, 6, 7, 8]. In these calculations, a potential difference V between the bulk electrodes is imposed. A self-consistent *ground-state* Kohn-Sham (KS) calculation is performed for the molecule plus a few layers of the leads. Then, via Green's functions the current is calculated using the celebrated two-terminal Landauer formula[9]. The macroscopic leads enter via self–energies. We denote this "standard" approach by its common acronym, NEGF. These calculations are parameter-free and often yield qualitative agreement with experiment, and so might appear to be as rigorous as any DFT calculations. But detailed comparison for organic molecules between Au-electrodes reveals quantitative discrepancies. Conductances are typically overestimated, often by one or two orders of magnitude[10].

Neither the Hohenberg-Kohn theorem[11], which established ground-state DFT, nor the Runge-Gross theorem for time-dependent problems[12], apply to extended systems carrying current in homogeneous electric fields. In consequence, questions have recently been raised about the validity of the NEGF approach [10, 13]. For example, the calculated transmission is that of the KS potential. In the case of a molecule weakly coupled to two leads, whose KS levels are sharp, well-separated resonances, the NEGF approach produces peaks in the conductance at the positions of unoccupied levels of the KS system[5]. Such transitions are known to differ, in general, from the true excitations of the interacting electronic system.

To tackle the transport problem rigorously for a finite bias is daunting, and only recently have several suggestions been put forward[14, 15, 16]. In the present paper, we examine only the weak bias regime, i.e., the limit in which the potential difference across the molecule is infinitesimal, because here we can deduce the exact answer.

A primary result of this paper is to demonstrate rigorously that NEGF calculations include only the Hartree response of the system. It is alarming, that this level of calculation can be inadequate already, when e.g. the respnse of an isolated molecule to a static electric field is to be considered. This lack is utterly independent of which standard approximate functional is used: All DFT calculations to date suffer from this limitation. It is inherent in the methodology, just as for all Hartree calculations. Second, we estimate the size of the XC corrections using the gradient expansion in the current of Vignale-Kohn[17]. Even when such contributions are small, the lack of *derivative discontinuity* in semilocal functional approximations for the ground state likely produces significant errors. Finally, we argue that, under certain conditions, peak spacings in a zero-bias Coulomb blockade experiment *are* accurately given by NEGF calculations.

Consider any system that can carry a DC current in a specific direction (which we call the z direction) and that contains some atomic-sized barrier in this direction. For simplicity, we analyze only the symmetric case. We apply a weak uniform (also for simplicity) electric field in the z-direction, and use time-dependent current density

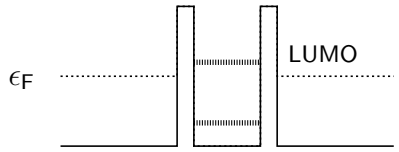

FIG. 1: Double barrier resonant tunnelling cartoon of a molecule between two metallic leads; the lowest unoccupied molecular orbital (LUMO) has been shifted and broadened relative to the isolated molecule.

functional theory (TDCDFT) to calculate the current response.

The response of a system to a weak electric field is given by the Kubo formula as

$$\mathbf{j}(\mathbf{r}\omega) = \int d^3r' \; \hat{\sigma}(\mathbf{r}\mathbf{r}'\omega) \; \mathbf{E}_{\rm ext}(\mathbf{r}'\omega) \tag{1}$$

where $\mathbf{j}(\mathbf{r}\omega)$ is the first-order (physical) current density response to the external electric field, and we use atomic units throughout. Here $\hat{\sigma}(\mathbf{r}\mathbf{r}'\omega)$ is the frequency-dependent non-local conductance describing the response to the *external field*, rather than the response to the total electric field.

Within TDCDFT, the KS system is defined to reproduce the time-dependent current density. Thus Eq. (1) becomes, for the KS system,

$$\mathbf{j}(\mathbf{r}\omega) = \int d^3r' \; \hat{\sigma}_{\rm S}[n_0](\mathbf{r}\mathbf{r}'\omega) \; \left(\mathbf{E}_{tot}(\mathbf{r}'\omega) + \mathbf{E}_{\rm XC}(\mathbf{r}'\omega)\right) \tag{2}$$

where $\mathbf{j}(\mathbf{r}\omega)$ is still the exact physical current response, but now found from the KS non-local conductance (a functional of the ground-state density n_0) applied to the KS electric field, which includes both the total electric field (external plus Hartree) and XC contributions.

The external field produces a finite potential drop V across the barrier[20]. We restrict ourselves to one dimension, to demonstrate the principle. In the limit in which $\omega \to 0$, the non-local conductance becomes coordinate-independent [18, 19]. Thus the left-hand side becomes independent of z, and the integral over z' applies only to the potentials:

$$I = \sigma_{{\rm S}zz}(\omega = 0)(V + V_{\rm XC}) \tag{3}$$

where V is the integral over the external and Hartree fields and $V_{\rm XC}$ is the induced net XC potential drop in the vicinity of the barrier. Equation (3), and the following interpretation, are the important results of this Letter. We analyze it in two steps.

(i) Ignore $V_{\rm XC}$: in the absence of the XC potential drop, Eq. (3) tells us that the conductance, I/V, is just that of the *ground-state* KS system. Careful derivations[18] show that, for non-interacting systems,

$$\sigma_{{\rm S}zz}(\omega = 0) = T_{\rm S}(\epsilon_F)/\pi \tag{4}$$

where $T(\epsilon)$ is the transmission through all channels through the barrier. The resonances in the KS transmission function translate into peaks in the conductance for the *interacting* system *without* correction.

This brings us to the problem mentioned in the second paragraph, namely the positions of the resonances in the NEGF approach compared to the physical system. Imagine the case of a one-dimensional double barrier, as shown in fig. 1 as the "molecule". Usually, ϵ_F is located in a spectral gap of the molecule, (as in Fig. 1), so that the system is off-resonance and the conductance is non-vanishing only due to the small overlap between the very weakly broadened levels and ϵ_F.

To probe the unoccupied resonances at zero bias, apply a gate voltage V_g to the molecule perpendicular to the leads, shifting the LUMO down to ϵ_F. As it passes through ϵ_F (as a function of V_g), there will be a large peak in the conductance. But consider what happens when the resonance begins to overlap with ϵ_F. By virtue of its n_0-dependence, the exact KS ground-state potential differs signficantly from the off-resonant case, altering the transmission characteristics. Peaks in transmission are *not* at the position of $(V_g = 0)-$unoccupied resonances.

For a sharp resonance, the transmission coefficient is given by

$$T(\epsilon) = (\frac{\gamma}{2})^2 / \left\{(\epsilon - \epsilon_{res})^2 + (\frac{\gamma}{2})^2\right\} \tag{5}$$

where ϵ_{res} and γ are the position and width of the resonance which, in DFT, depend on the partial occupation, $0 \le f \le 1$, of the resonant level. We will now see how the use of smooth, approximate density functionals influences the position and width of the resonance.

Using the spectral function $A(E)$ we can write expressions for the spectral density of states, $n(\epsilon) = \frac{1}{\pi}A$, as well as for the transmission $T = \frac{\gamma}{2}A$, to obtain a simple linear relationship between $n(\epsilon)$ and the transmission of such a level, $n(\epsilon) = 2\,T(\epsilon)/(\gamma\pi)$. The self-consistent f is found from integrating over $n(\epsilon)$ as

$$f = \int_{-\infty}^{\epsilon_F} d\epsilon \; n(\epsilon) = \frac{1}{2} + \frac{1}{\pi}\tan^{-1}\left\{2\frac{\epsilon_F - \epsilon_{res}(f)}{\gamma(f)}\right\} \tag{6}$$

After inverting this,

$$T^{-1}(\epsilon_F) = 1 + \tan^2\left\{\pi(f(\epsilon_F) - 1/2)\right\}. \tag{7}$$

In fig. 2, we plot the transmission over energy for this situation, with the parameters given in the caption. For this calculation we set the width constant ($\gamma(f) = \gamma_0$). The actual dependence of γ on f is expected to be weak and have little effect on transmission peaks. Now$\Delta\epsilon = \epsilon_H - \epsilon_L$ is several eV, where ϵ_H is the highest occupied orbital of the $N+1$-electron molecule, and ϵ_L the LUMO of the N-electron molecule. As in a NEGF calculation using a semilocal functional, ϵ_{res} always depends smoothly on f, and varies continuously between ϵ_L and ϵ_H, we obtain (assuming $\epsilon_{res} = \epsilon_L + f\Delta\epsilon$) the dashed line.

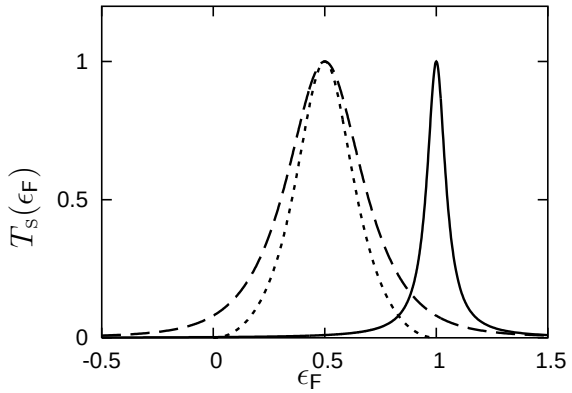

FIG. 2: Conductance peak from resonance: dashed line is self-consistent approximate functional result, dotted line is approx result as $\gamma \to 0$, and solid line is exact result. Here $\epsilon_L = 0, \Delta\epsilon = 1$ and $\gamma_0 = 0.1$.

For weakly coupled leads, where $\gamma \ll \Delta\epsilon$ (at any occupation), the Fermi level is pinned to the resonance ($\epsilon_{res}(f) \to \epsilon_F$) for $f \neq 0$ or 1, so $\epsilon_F = \epsilon_L + \Delta\epsilon f$ and we obtain, using Eq. (7) the dotted line in fig. 2. Thus, in an NEGF calculation, Eq. (7) always produces a broad peak whose width is comparable to $\Delta\epsilon$. For the case of a linear relation, the width is just $\Delta\epsilon/2$.

But this is entirely an artifact of smooth density functional approximations. The real system has a sharp resonance centered at ϵ_H. The exact KS potential of the molecule jumps (relative to the reservoir) as soon as there is an infinitesimal occupation of the resonant level:

$$\epsilon_{res} = \epsilon_L + \Theta(f + \eta)\Delta\epsilon, \quad (\eta \to 0). \tag{8}$$

Solving eq. 6 for ϵ_F, we obtain a peak in the transmission of width γ around ϵ_H—the solid line in fig. 2. This is the famous derivative discontinuity[21] of DFT.

Since the true transmission will be much more narrowly peaked than that in the approximate DFT calculation, if the system is off-resonance, the DFT calculation produces a strong overestimate of the true conductance. Fig. 2 is a cartoon of this situation, in which the width of the resonance is 10% of the level shift, and a severe overestimate occurs if the Fermi level is at, e.g., 0.5.

In reality, organic molecules may not be so weakly coupled to the leads (although the widths of resonances in GGA calculations are not a sure indicator of this, for reasons given above). But this effect, or some remnant of it at less weak coupling, would explain the severe overestimate. In Ref. [10], the conductance of benzene was calculated in two ways, a) by employing the standard approach based on the KS energies and orbitals of an equilibrium DFT calculation (GGA) and b) by replacing the KS data with their counterparts obtained from a Hartree-Fock analysis. The typical transmission level in a window of $2eV$ about ϵ_F was reduced by an order of magnitude. The best current way to see if this effect is the culprit for the overestimate would be to perform exact exchange calculations[22], which should contain most of the effects of the true discontinuity.

(ii) Include $V_{\rm XC}$: Now we discuss how to include:

$$V_{\rm XC} = \int dz\ E_{z,{\rm XC}}(z, \omega \to 0) \tag{9}$$

where $\mathbf{E}_{\rm XC}$ is the XC electric field induced in response to the applied field (and ignoring coupling between longitudinal and transverse modes in $\sigma_{\rm S}$). We first note that, for any pure *density* functional, $E_{\rm XC} = -\nabla \cdot \delta v_{\rm XC}$, so that $V_{\rm XC} = \delta v_{\rm XC}(z \to \infty) - \delta v_{\rm XC}(z \to -\infty)$, i.e., the net induced XC potential drop from the extreme left to the extreme right of the barrier. In any semilocal approximation, $V_{\rm XC}$ therefore vanishes identically, as the induced density response is localized to the region of the barrier, so that far from the barrier, $\delta v_{\rm XC} = 0$. Thus, using common density functionals, the corrections to the KS Landauer formula vanish!

The corrections are produced by non-local interactions present in the exact XC functional. At least two mechanisms are well established which generate such interaction terms non-local in the density. The most obvious one is exact exchange. Even a simple static exchange calculation [22], including response terms (i.e., beyond NEGF), might yield a finite result, i.e., a net drop in the exchange potential across the barrier, just as Hartree does. A second mechanism is of the hydrodynamical type and therefore finds its natural description within TDCDFT. For this case we are able to offer an analytical estimate for the size of the effect. In the spirit of Ref. [23], we use the Vignale-Kohn (VK) approximation[17] to obtain an expression for the purely viscous contribution to $V_{\rm XC}$ (although the original derivation assumes a high-frequency regime). It involves a spatial variation of the density, $n(\mathbf{x})$, which originates from the backscattering off the barrier. A rough estimate is obtained by assuming a) that the most important variations in the density profile along the wire are of the Friedel-type and b) that the viscosity can be approximated by its static, homogenous value characteristic of a three-dimensional Fermi liquid. With these simplifications eq. (9) can be rewritten as

$$V_{\rm XC}/V \approx -(1 - T(\epsilon_F))T(\epsilon_F)/(40\pi^{1/2}k_F^{3/2}). \tag{10}$$

The viscosity counteracts the current flow and reduces the conductance. The factor $(1-T)$ takes into account that a barrier causing reflection (and thus density inhomogeneities) is needed for viscous flow to be generated.

Since $k_F \approx 1$, the small prefactor (together with the fact that $T \leq 1$ for well resolved resonances) guarantees only small corrections, as was found in a recent calculation[24]. This result, though suggestive, is not rigorous, however, since it ignores both the elastic hydrodynamic contribution and the limited validity of VK.

Finally, we show how, despite the fact that XC corrections to the voltage, ($V_{\rm XC}$ in Eq. (3)) are missing,

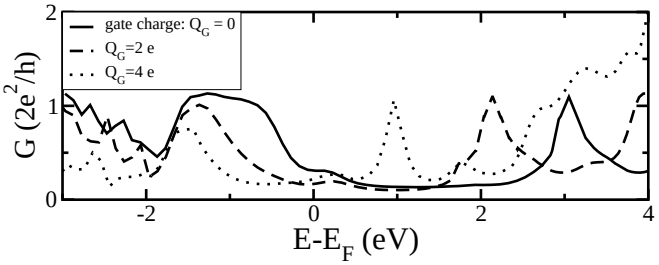

FIG. 3: Transmission of benzene-dithiolate in the presence of a gate. The gate is realized by a square sheet of homogenously distributed dummy charges (total sum is denoted by Q_G) located a distance of 3.8 Ångstrom above the carbon ring.

NEGF might be used to obtain *exact* information to be compared with experiment. Consider Coulomb blockade experiments, which measure zero-bias conductance as a function of V_g [25]. In Fig. 3 we show the transmission of a benzene ring, coupled via two sulphur atoms to gold electrodes, obtained from a NEGF transport calculation [26]. The KS LUMO moves towards ϵ_F with increasing gate charge (voltage). As argued above, the position of the LUMO does not give a reliable estimate for the real peak position. However, at the particular V_g where the LUMO passes through ϵ_F, its energy must coincide with the real many-body level. (In Fig. 3, this would correspond to $Q_G \approx 6$.) Therefore, at those V_g where a KS-level crosses ϵ_F, a peak in the IV characteristics is observed. The peak spacings are given by a *ground-state* DFT calculation.

Our calculation demonstrates the principle. It is missing the derivative discontinuity, but at least we can ignore the missing $V_{\rm XC}$. There may be cases where the derivative discontinuity is unimportant (i.e., for strong coupling or larger molecules) but the missing $V_{\rm XC}$ is not. Then standard NEGF calculations will yield accurate results for peak spacings in Coulomb blockade experiments, although the peak heights are strongly overestimated.

A not unlikely scenary, in which the $V_{\rm XC}$ corrections are especially large is as follows. Suppose that the quasistationary non-equilibrium state with flowing current can be described by scattering from a single-particle potential that differs from the ground-state KS potential. Then the $V_{\rm XC}$ as appearing in Eq. (3) must correct the KS off-resonant transmission sufficiently to match that of the effective potential.

We conclude by noting that any formalism to treat a many body problem that yields the Kubo response formula when analyzed within TDCDFT will recover eq. (3)[14, 15]. This work was supported by DOE under grant DE-FG02-01ER45928. We thank Roberto Car, Achim Rosch, Peter Wölfle and others for discussions.

[1] A. Nitzan and M.A. Ratner, Science **300**, 1384 (2003).
[2] M. Brandbyge, J.-L. Mozos, P. Ordejon, J. Taylor, and K. Stokbro, Phys. Rev. B **65**, 165401 (2002).
[3] P.S. Damle, A.W. Gosh, and S. Datta, Phys. Rev. B (Rap. Comm.) **64**, 201403 (2001).
[4] S. T. Pantelides, M. Di Ventra, and N. D. Lang, Ann. N.Y. Acad. Sci. **960**, 177 (2002).
[5] M. Di Ventra, S.T. Pantelides, and N.D. Lang, Phys. Rev. Lett. **84**, 979 (2000).
[6] J. Heurich, J. C. Cuevas, W. Wenzel, and G. Schön, Phys. Rev. Lett. **88**, 256803 (2002).
[7] Y.Q. Xue, S. Datta, and M.A. Ratner, Chem. Phys. **281**, 151 (2002).
[8] F. Evers, F. Weigend, and M. Koentopp, Physica E **18**, 255 (2003).
[9] R. Landauer, IBM J. Res. Dev. **1**, 223 (1957).
[10] F. Evers, F. Weigend, M. Koentopp, Phys Rev. B **69**, 235411 (2004).
[11] P. Hohenberg and W. Kohn, Phys. Rev. **136**, B 864 (1964).
[12] E. Runge and E.K.U. Gross, Phys. Rev. Lett. **52**, 997 (1984).
[13] J. R. Reimers, Z-L. Cai, A. Bilic, and N. S. Hush, Ann. N.Y. Acad. Sci. **1006**, 235-251 (2003).
[14] P. Delaney and J. C. Greer, Phys. Rev. Lett. **93**, 036805 (2004)
[15] K. Burke, R. Car, and R. Gebauer, Phys. Rev. Lett. **94**, 159901 (2005).
[16] G. Stefanucci and C.- O. Almbladh, Europhys. Lett. **67**, 14 (2004).
[17] G. Vignale and W. Kohn, Phys. Rev. Lett. **77**, 2037 (1996).
[18] H.U. Baranger and A.D. Stone, Phys. Rev. B **40**, 8169 (1989).
[19] A. Kamenev and W. Kohn, Phys. Rev. B **63**, 155304 (2001)
[20] P. Bokes and R. W. Godby, Phys. Rev. B **69**, 245420 (2004).
[21] J.P. Perdew, R.G. Parr, M. Levy, and J.L. Balduz, Jr., Phys. Rev. Lett. **49**, 1691 (1982).
[22] S. Kummel, L. Kronik, and J.P. Perdew, Phys. Rev. Lett. **93**, 213002 (2004).
[23] G. Vignale, C.A. Ullrich, and S. Conti, Phys. Rev. Lett. **79**, 4878 (1997).
[24] N. Sai, M. Zwolak, G. Vignale, and M. Di Ventra, Phys. Rev. Lett. **94**, 186810 (2005).
[25] J. Park *et al.*, Nature **417**, 722 (2002); S. Kubatkin *et al.*, Nature **425**, 698 (2003); H. Van der Zant, J. Am. Chem. Soc. submitted (2004).
[26] M. Koentopp, *Theory of electronic transport through molecular nanostructures*, Wissenschaftliche Berichte FZKA-7121 (2005), Dissertation Uni Karlsruhe 2005.