Diffusive conductors as Andreev interferometers

Yuli V. Nazarov and T. H. Stoof
Faculteit der Technische Natuurkunde, Technische Universiteit Delft, 2628 CJ Delft, the Netherlands

arXiv:cond-mat/9508086v2 23 Aug 1995

Abstract

We present a novel mechanism of phase-dependent electric transport in diffusive normal metal-superconductor structures. We provide a detailed theoretical and numerical analysis of recent unexplained experiments essentially explaining them.

74.50.+r;74.80.Fp

Typeset using REVTEX

What is the resistance of a small normal structure adjacent to a superconductor? Superconductivity penetrates the structure provided it is short enough. A naive suggestion would be that the resistance vanishes. However, it is not so. The simplest way to see this is to relate the resistivity to the scattering in the structure. [1] Normal electrons traversing the structure should undergo scattering even if their wave functions are distorted by superconductivity.

If the structure is connected to two superconducting terminals having different phases, the resistance of the structure will depend on the phase difference. This provides the physical background for what is called Andreev interferometry. There is an outburst of interest in the topic. Different types of Andreev interferometers have been proposed theoretically [2,3] and realized experimentally. [4–6]

Andreev scattering reveals a significant difference between diffusive conductors and tunnel junctions of the same resistance. Optimal interferometers are composed of tunnel junctions. [3,4] Standard theory predicts that the zero-voltage, zero-temperature resistance of a diffusive conductor is not affected by penetrating superconductivity [7], although it is slightly modified at finite temperature, when the sample length becomes comparable with the superconducting correlation length in the normal metal, $\xi = \sqrt{D/(\pi T)}$, D being diffusivity. Apart from this thermal effect, a small modification may arise from the weak localization correction. [8]

However, the recent experiment [6] demonstrates a significant phase modulation of the resistivity in the diffusive regime at very low temperatures. The authors insist that their results can not be explained by existing theories.

Below we present a novel mechanism that provides zero-temperature phase-dependent resistivity. Due to electron-electron interaction, a weak pair potential is induced in the normal metal, that leads to extra Andreev reflection occurring in the structure rather than in the superconductors. The relative change of the resistivity $\delta R/R \simeq g$, g being the interaction parameter, and may be of either sign depending on the sign of g.

However, our numerical results shows that for the concrete structure its magnitude is too small to explain the data of Ref. [6]. Careful analysis allowed us to conclude that actually the more trivial thermal effect has been observed. The data show excellent agreement with the results of our simulations.

The most adequate theoretical description of the system is provided in the framework of the Keldysh Green's function technique elaborated in [9] for superconductivity. In the diffusive approximation, one first gets equations for the advanced (retarded) Green's function, which is a 2×2 matrix depending on coordinate and energy, $\hat{G}(x, \epsilon)$, with $\hat{G}^2 = \hat{1}$,

$$\partial_x (D\hat{G}\partial_x) + i[\hat{H}, \hat{G}] = 0. \tag{1}$$

D being the diffusivity in the normal state, $\hat{H} = \epsilon\sigma_z + i(\mathrm{Re}\Delta(x)\sigma_y + \mathrm{Im}\Delta(x)\sigma_x)$.We will assume that the temperature is low enough and the size of the normal structure is large enough to satisfy $T, D/L^2 \ll \Delta_S$, Δ_S being the energy gap in the superconductors. Then the boundary conditions for $\hat{G}$ take a simple form (σ being Pauli matrices): $\hat{G} = \sigma_z$ in normal reservoirs, and $\hat{G} = \sigma_x \sin\phi + \sigma_y \cos\phi$ in a superconducting reservoir having phase ϕ.

The Green's function $\hat{G}$ determines the characteristics of the energy spectrum of the quasiparticles in the structure. To solve the transport problem, we must know how this

spectrum is filled by extra quasiparticles. The equation for the even-in-energy part of the filling factor reads

$$\partial_x(D(\epsilon,x)\partial_x f(\epsilon,x)) + \gamma(x) f(\epsilon) = 0. \tag{2}$$

The first term here describes diffusion of quasiparticles with a diffusion coefficient that is changed by the penetrating superconductivity, $D(\epsilon) = D\mathrm{Tr}((\hat{G}+\hat{G}^{+})^2)/8$. At zero temperature, $\hat{G} = \hat{G}^{+}$ and D remains unchanged. The second term describes absorption of quasiparticle excitations into the superconducting condensate, or, in other words, conversion of the normal current into the superconducting one. The coefficient γ is proportional to the local value of the pair potential, $\gamma(x) = \Delta(x)\mathrm{Tr}[\mathrm{i}\sigma_{\mathrm{y}}(\hat{\mathrm{G}}(\epsilon,\mathrm{x}) + \hat{\mathrm{G}}(-\epsilon,\mathrm{x}))]$.

In a normal reservoir biased at voltage V with respect to superconductors $f(\epsilon) = eV/4T\cosh^{-2}(\epsilon/2T)$. This provides boundary conditions for (2). The current into a reservoir is determined by the local gradient of f.

The common theoretical approach (see, for instance, [10,1,3]) disregards interactions in the normal metal, that leads to $\Delta, \gamma \equiv 0$. Since for diffusive conductors at zero temperature the common non-interacting picture does not give the resistance change, we concentrate on the effect of Δ in the normal metal. This value can be calculated with

$$\Delta = g\int d\epsilon \tanh(\epsilon/2T)\mathrm{Tr}[i\sigma_y(\hat{G}^A - \hat{G}^R)]/8. \tag{3}$$

This is the novel feature of the present approach.

Let us first make a simple estimation of the magnitude of the effect. Since it is expected to be small, we solve Eq. 2 to first order in γ. This gives a relative resistance change $\delta R/R \simeq \gamma L^2/D$. At zero energy, $\gamma \simeq \Delta$. In normal metal, the energies in the window $\simeq D/L^2$ contribute to Δ, therefore $\Delta \simeq gD/L^2$. This results in a simple estimation for the resistance change,

$$\delta R/R = g\ c(\Phi), \tag{4}$$

c being a dimensionless number depending on the geometry of the structure and on the distribution of the resistivity therein. It is important to note that c depends neither on the structure size nor on the absolute value of the resistivity, provided the temperature is low enough, $T \ll D/L^2$. The effect depends on the normal metal material by means of g and can be of either sign depending on the sign of g. If the geometry of the structure is well defined, the effect can be used for the direct measurement of interaction in normal metal.

At qualitative level, the effect seems to explain the results of Ref. [6]. Indeed, the phase modulation of the resistance they observed at low temperatures was of the order of several percent and looked material-dependent, including the sign of the resistance change. This prompted us to detailed numerical calculations of the resistance of a concrete structure (Fig. 1) which is very similar to the one used in Ref. [6].

The structure consists of the current branch, the superconducting branch connected to superconducting reservoirs biased at the phases $-\Phi/2$,$\Phi/2$ respectively, and the extra branch made for technological reasons. The current flows as it is shown in Fig.2 and the voltage difference between the points A and A' is measured. Owing to the symmetry of the structure, the voltage and f distributions are antisymmetric with respect to the superconducting

branch, whereas $\Delta(x)$ and $\hat{G}(x)$ are symmetric. Superconductivity in the structure gets completely suppressed when Φ approaches π.

One-dimensional differential equations (1), (2) shall be solved for each branch and then matched in the crossing points. Fist we calculate $\hat{G}(\epsilon)$ in all points of the structure. Due to the boundary conditions, it depends on Φ in each point, thus providing the origin of the phase dependent effect. We obtain $\Delta(x)$ by integrating $\hat{G}$ over energy. Then we calculate $\gamma(x)$ and make use of an analytical formula that relates the resistance change to $\gamma(x)$. Details of the calculations will be reported elsewhere. [12]

In Fig. 2 we have shown the calculated phase dependence normalized by its maximal value at $\delta\phi = 0$, $c(\phi)/c(0)$, contrasted with the experimental data for Ag. The phase dependencies look similar, but the magnitude of the effect cannot be satisfactory explained. According to the calculation, $c(0) = 0.14$. If we take an expected value $g = 0.04$ [11] for silver, we would obtain $\delta R_{max}/R = 0.003$ whereas the experiment gives $\delta R_{max}/R = 0.1$. If we do it the other way around and try to fit g from the experiment we end up with $g \simeq 0.7$. That would bring silver to the rank of high temperature superconductors.

This prompted us to check the possibility that had been rejected by the authors of Ref. [6]. We have calculated the thermal effect on the resistivity neglecting interaction corrections. For a given geometry, the relative resistance change $\delta R/R$ is a function of L/ξ and ϕ. Our results are presented in Fig. 3. As expected, the thermal effect vanishes both at low and high temperatures. The resistance at $\Phi = 0$ reaches the minimum at $L \approx 3\xi$. We have plotted the normalized phase dependence at $L = 3\xi$ in Fig. 4 along with experimental data and obtained a perfect match. The maximal values of the change are also very close to each other: $(\delta R_{max}/R)_{theor} = -0.097$ versus $(\delta R_{max}/R)_{exp} = -0.11$. From the estimations given in [6] we obtain indeed $L/\xi = 2.5 - 3$ at $T = 20mK$. As we can see in Fig. 3, the thermal effect persists at rather high temperature, in agreement with the long high temperature tail observed in [6].

All this allows us to conclude that the experiment [6] can be perfectly described by existing semiclassical theory of superconducting proximity effect and thus to remedy the seeming discrepancy between theory and experiment.

The remaining discrepancy for metallic samples can be easily understood if one take into account the sensitivity of the effect to a concrete geometry and to the inevitable inhomogeneity of these ultra-small structures. This point of view is supported by large sample-to-sample fluctuations of the magnitude of the effect. [6] The understanding of the results for Sb samples having high resistivity presents a certain difficulty. However, we notice that all essential features for these samples, such a small magnitude of the effect, sinusoidal phase dependence, positive sign, and the long high-temperature tail, can be well understood if the structures are not completely diffusive but contain tunnel junctions. [3]

We are ready to present several conclusions.

We have shown that the results of [6] can be perfectly explained within the existing theoretical framework and be attributed to the thermal effect, provided a concrete experimental geometry is taken into account.

We present a novel mechanism of phase-dependent resistance in hybrid normal metal-superconductor structures that works at zero temperature. The observation of this effect would allow a direct measurement of the interaction parameter in a normal metal.

Our results show that the observation of the weak localization correction [8] is a more difficult task than it was thought to be. At zero temperature, this correction will be masked by the novel effect we discussed, provided the interaction is not very small. At high temperatures, the correction would become comparable with the tail of the thermal effect at $T > DR_Q/L^2R$. For the structures used in Ref. [6] this would correspond to unreasonably high temperatures of 20K.

The authors are indebted to V. Petrashov for numerous discussions of his results, B. Z. Spivak for his illuminating remarks concerning the interaction in normal metal, D. Esteve, M. Devoret, H. Pothier and S. Gueron for the discussion from which this work has emerged, A. V. Zaitsev and G. E. W. Bauer for helpful comments. This work is a part of the research program of the "Stichting voor Fundamenteel Onderzoek der Materie" (FOM), and we acknowledge the financial support from the "Nederlandse Organisatie voor Wetenschappelijk Onderzoek" (NWO).

REFERENCES

[1] C. J. Lambert, J. Phys.:Condens. Matter, **3**, 6579 (1991); C. W. J. Beenakker, Phys. Rev. B **46**, 12841 (1992).

[2] H. Nakano and H. Takayanagi, Sol. St. Comm. **80**, 997 (1991); F. W. J. Hekking and Yu. V. Nazarov, Phys. Rev. Lett. **71**, 1625 (1993); A. V. Zaitsev, Phys. Lett. A **194**, 315 (1994); A. Kadigrobov, A. Zagoskin, R. I. Shekhter, and M. Jonson, preprint, 1995; N. K. Allsopp, J. Sanchez Canizares, R. Raimondi, and C. J. Lambert, preprint, 1995.

[3] Yu. V. Nazarov, Phys. Rev. Lett. **73**, 1420 (1994).

[4] H. Pothier, S. Gueron, D. Esteve, Phys. Rev. Lett. **73**, 2488 (1994).

[5] P. G. N. de Vegvar, T. A. Fulton, W. H. Mallison, and R. E. Miller, Phys. Rev. Lett. **73**, 1416 (1994); A. Dimoulas, J. P. Heida, B. J. van Wees, T. M. Klapwijk, W. v. d. Graaf, and G. Borghs, Phys. Rev. Lett. **74**, 602 (1995).

[6] V. T. Petrashov, V. N. Antonov, P. Delsing and T. Claeson, Phys. Rev. Lett. **74**, 5268 (1995).

[7] S. N. Artemenko, A. F. Volkov, and A. V. Zaitsev, Sol. St. Comm. **30**, 771 (1979); see also Refs. [1,3].

[8] B. Z. Spivak and D. E. Khmelnitskii, JETP Lett. **35**, 412 (1982) [Pis'ma Zh. Eksp. Teor. Fiz. **35**, 334 (1982)].

[9] A. I. Larkin and Yu. V. Ovchinninkov, Zh. Eksp. Teor. Fiz. **68**, 1915 (1975) [Sov. Phys. JETP **41**, 960 (1975)]; A. I. Larkin and Yu. V. Ovchinninkov, Zh. Eksp. Teor. Fiz. **73**, 299 (1977) [Sov. Phys. JETP **46**, 155 (1977)];

[10] A. F. Volkov, A. V. Zaitsev, and T. M. Klapwijk, Physica C **210**, 21 (1993).

[11] A. C. Mota, P. Visani, and A. Pollini, Jorn. of Low Temp. Phys., **76**, 465 (1989).

[12] T. H. Stoof and Yu. V. Nazarov, manuscript in preparation.

FIGURES

FIG. 1. The structure under consideration.

FIG. 2. Normalized phase dependence of the novel effect. Squares correspond to the experimental data of Ref. 6.

FIG. 3. Temperature and phase dependence of the thermal effect. The temperature is incorporated into $\xi^2 = D/\pi T$. The phase difference changes from 0 for the lowermost curve to π for the uppermost one with step $\pi/20$.

FIG. 4. Normalized phase dependence of the thermal effect at $L = 3\xi$. Squares correspond to the experimental data of Ref. 6.

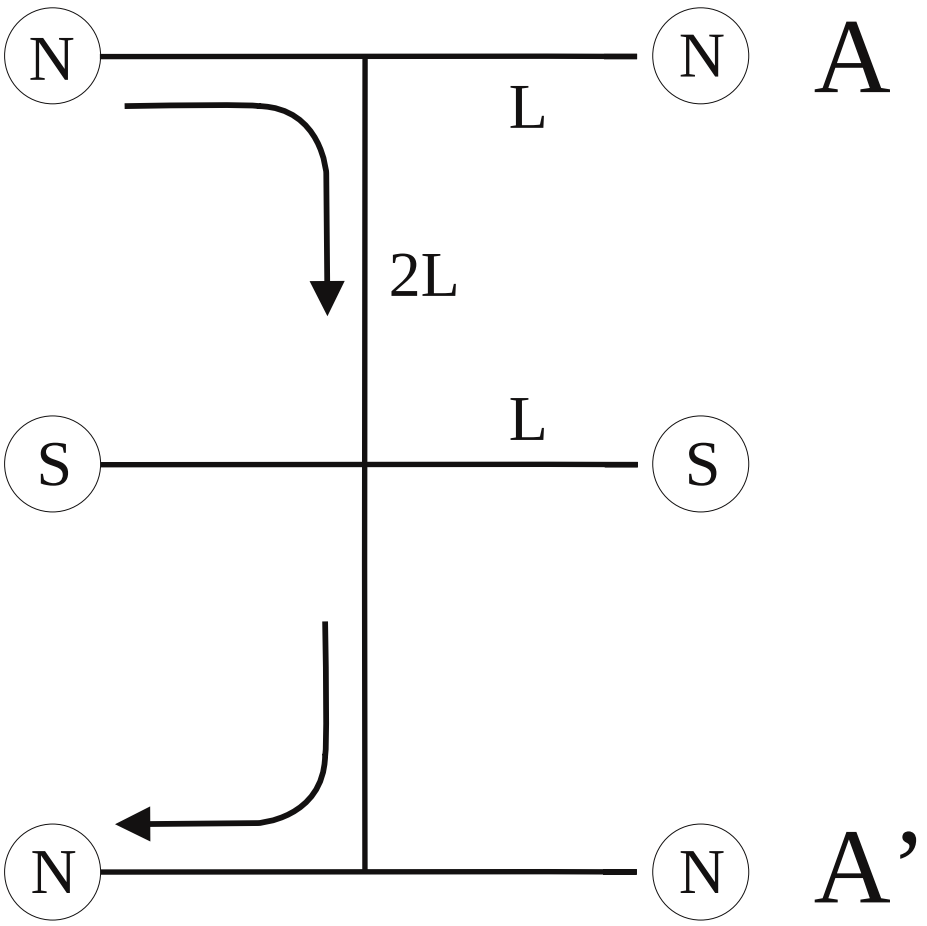
N
N
A
L
2L
L
S
S
N
N
A’

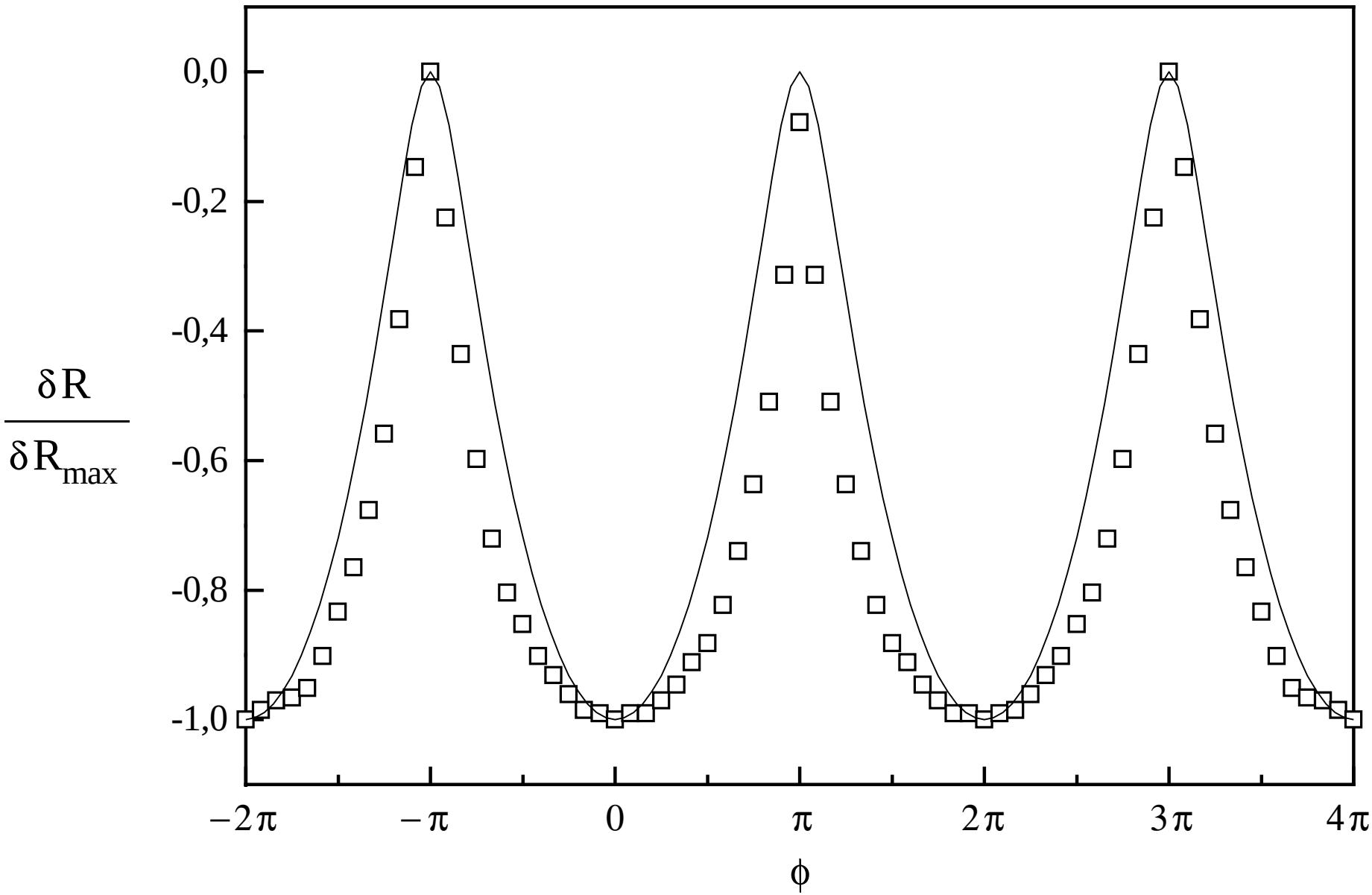
δR / δR_max
0,0
-0,2
-0,4
-0,6
-0,8
-1,0
−2π
−π
0
π
2π
3π
4π
ϕ

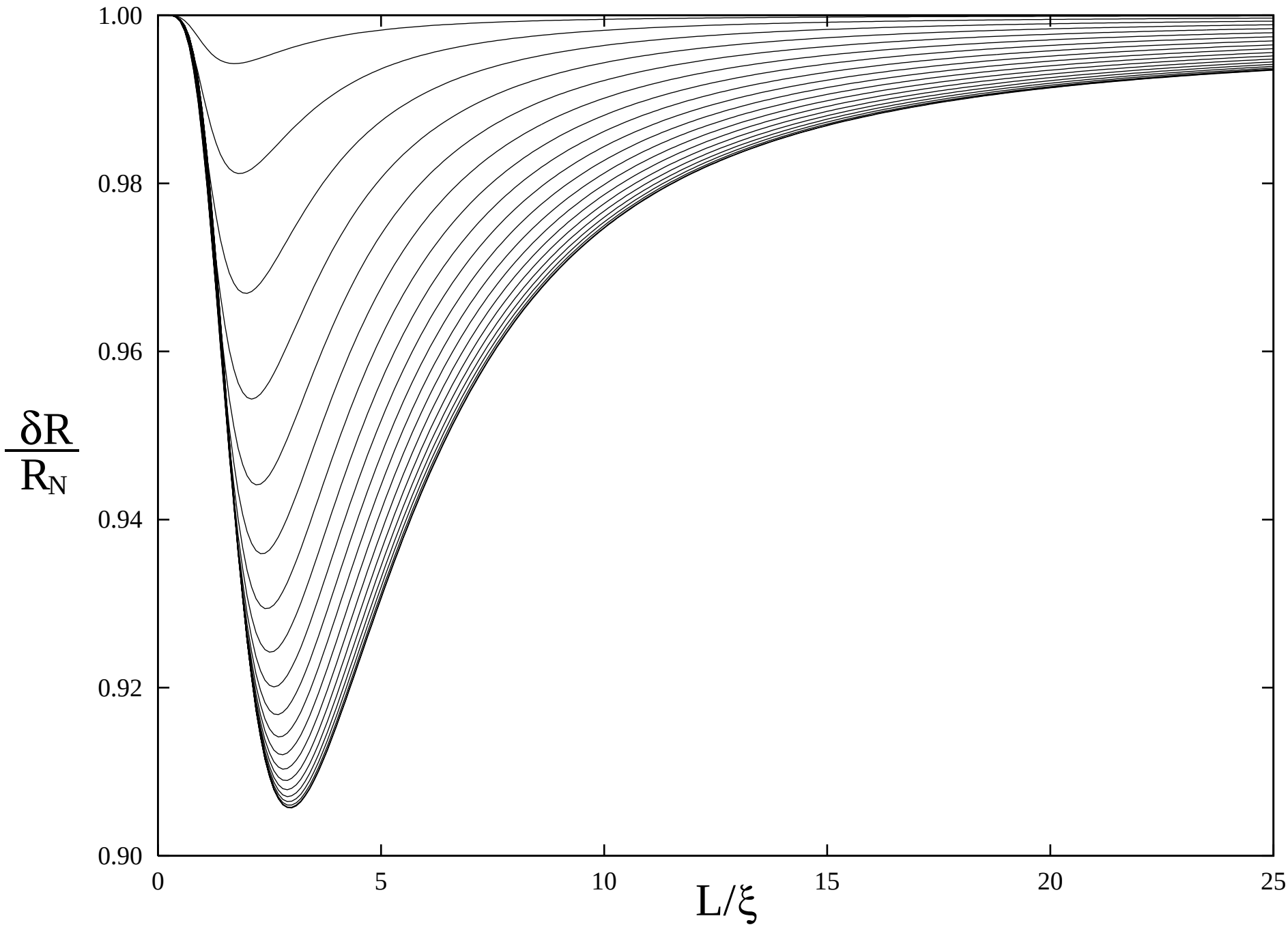
1.00
0.98
0.96
0.94
0.92
0.90
δR / R_N
0
5
10
15
20
25
L/ξ

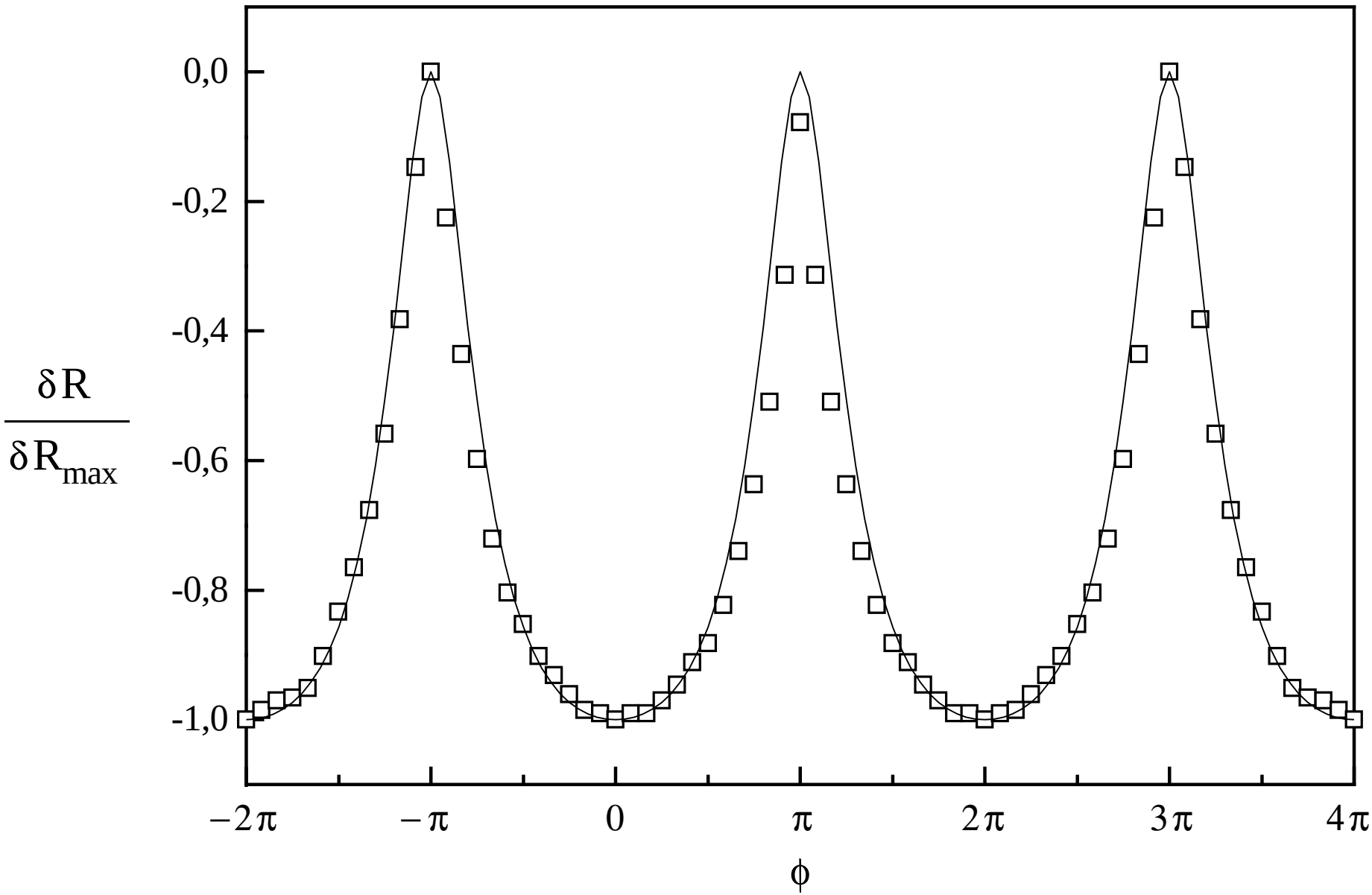
δR / δR_max
0,0
-0,2
-0,4
-0,6
-0,8
-1,0
−2π
−π
0
π
2π
3π
4π
ϕ